

Thermorail Free Standing Ladder Rail

240Volt Heated Towel Rail

Installation Guide

Please read these instructions carefully and in full before installation.
Installation should be carried out by a qualified electrician.

Contents

What’s in the box? 3

Assemble the Towel Rail 4

Technical Specifications 5

Safety & Care Information 6

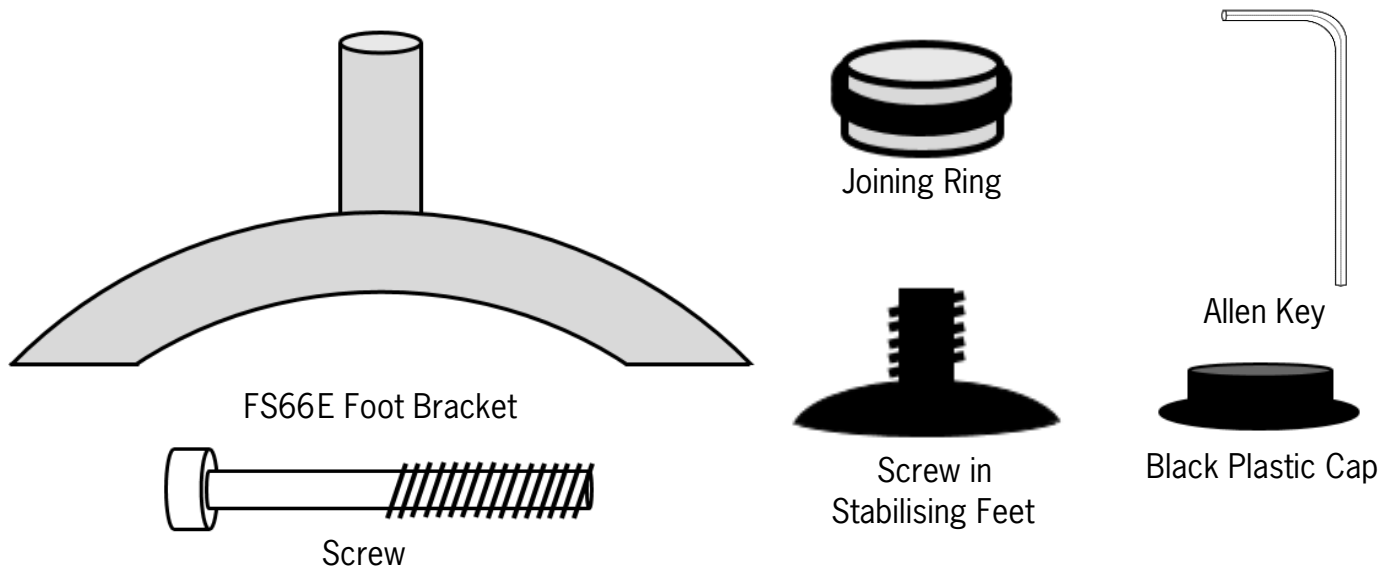
Warranty Information & Registration 7

Contact Us 8

What's in the box?

Check you've got everything (FS66E)


- Thermorail Free Standing Rail
- 2 x Foot Brackets
- 2 x Joining Rings (Supplied in Foot Bracket)
- 2 x Screws
- 2 x Black Plastic Cap
- 4 x Screw in Stabilising Feet (Supplied in Foot Bracket)
- 1 x Allen Key



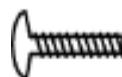
Please note these parts are not to scale

Check you've got everything (FS55E)

- Thermorail Free Standing Rail
- 2 x Foot Brackets
- 2 x Screws (Supplied inside the uprights)



FS55E Foot Bracket



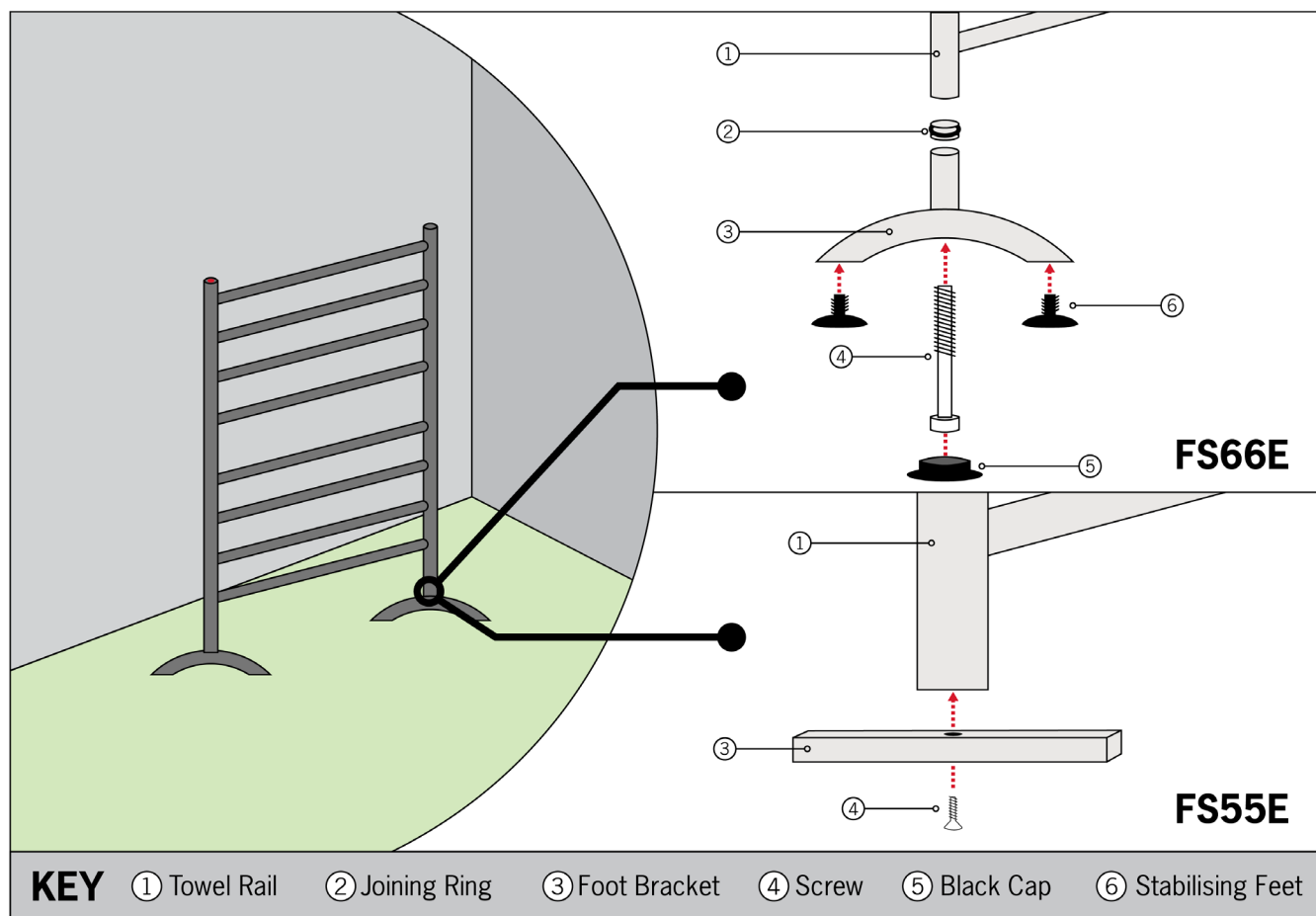
Screw

Please note these parts are not to scale

You will also need:

- Cross Head Screwdriver
- Electrical Supply (GPO)

Assemble the Towel Rail



The Thermorail Free Standing models in this guide can only be installed with exposed wiring and is designed to be a portable unit and plug into a power point.

1. Collect the parts you need

Ensure that you have all the correct parts needed for exposed wiring installation of this towel rail. See previous page for the correct pieces required.

2. Connect the Foot Brackets to the Thermorail (FS66E)

Turn the Thermorail upside down and insert the foot brackets in the bottom of the uprights. Insert the screw into the bottom of the foot bracket and tighten using the allen key provided. Insert the black plastic cap on the underside of the foot bracket to cover the screw head. Adjust the stabilising feet as required to suit the floor surface.

3. Connect the Foot Brackets to the Thermorail (FS55E)

Remove the screw from the upright of the towel rail. Put the foot brackets on the bottom of the uprights and fix in place using the screws provided.

Technical Specifications

STOCK CODE	NO. OF BARS	SIZE (MM)	OUTPUT (W)	IP RATING
FS66E	8	W800 X H1080 X D300	100	IP55
FS55E	8	W590 X H900 X D355	119	IP55

Supply Voltage	240V 50Hz
Wiring Side	Left or Right
Wiring Method	Exposed/Plug-in
Warranty on Transfomer	7 Years

Operating your Towel Rail

Plug your rail into an earthed power socket and turn on the switch. After a short time the Heated Towel Rail will be at the operating temperature. After use switch off the Heated Towel Rail.

Safety Information

Please read and understand this installation guide in full before commencing installation. If you have any queries in regards to installation, please call 1300 368 631.

- Observe and adhere to electrical guidelines and IP ratings when placing your Thermorail in wet areas
- Ensure that your Thermorail is protected by a suitably rated RCD circuit
- Do not use the towel rail to hold towels or other articles that have been in contact with oil, petroleum based products or dry cleaning fluids
- This appliance is intended to warm and dry towels and therefore is hot to touch so when near young children or infirm persons, close supervision is necessary
- Do not immerse your Thermorail in any liquid
- This appliance is not to be used by persons (including children) with reduced physical, sensory or mental capabilities, or lack of experience and knowledge, unless they have been given supervision or instruction.
- Children must be supervised not to play with the appliance.
- If the supply cord is damaged, it must be replaced by the manufacturer, its service agent or similar qualified persons in order to avoid a hazard.

Care Information

The Stainless Steel finish of your Thermorail Heated Towel Rail is hard wearing and easy to maintain. However any harsh scrubbing, scratching or acid based cleaning products will damage the surface of your towel rail. Cleaning with a soft cloth and a non-abrasive cleaning agent will give the best results.

Warranty Information

Thermogroup covers all its products with a satisfaction guarantee. In addition, Thermogroup will supply a replacement product where a fault is shown to be caused by manufacture, materials or workmanship providing the goods have been installed correctly and according to installation instructions. This guarantee does not include removal, freight or installation costs. Thermogroup's products come with guarantees that cannot be excluded under Australian Consumer Law and you are entitled to a replacement or refund for a major failure & compensation for any other reasonable foreseeable loss or damage. You are also entitled to have the goods repaired or replaced if the goods fail to be of acceptable quality and the failure does not amount to a major failure.

All of the Thermorail Heated Towel Rails – Free Standing Range have a 7 year warranty. To use the warranty, repair or service the customer must provide purchase invoice/receipt, and completed warranty registration form.

If the product develops a fault within the warranty period due to normal wear and tear, Thermogroup at its discretion will recognise whether it's a faulty product or not. If it is impossible or not economical for the manufacturer to repair the product, the manufacturer will replace the faulty product with a new unit of the same model or if there is no stock available of the same model as the product, the manufacturer will replace the product with a new unit of a similar size. No responsibility can be taken for altered dimensions and lining up of existing holes.

The repair service offered within the warranty period only covers the faults and problems as developed from the manufacturer's errors. Any damage caused by improper use, carelessness or incorrect wiring is not covered.

Thermogroup is not responsible for any monetary loss or injuries caused by improper use of this product.

Warranty Registration

The Thermorail Heated Towel Rail warranty against manufactures defects is a limited liability warranty and will only apply if the product is registered online. Online registration must be completed within 60 days of installation. Failure to complete this form will void the warranty.



Contact Us

Phone: 1300 368 631 | Technical Helpline: 1300 989 464
sales@thermogroup.com.au | www.thermogroup.com.au